



# LIGHT




# LIGHT





保潔



## Label Explanation

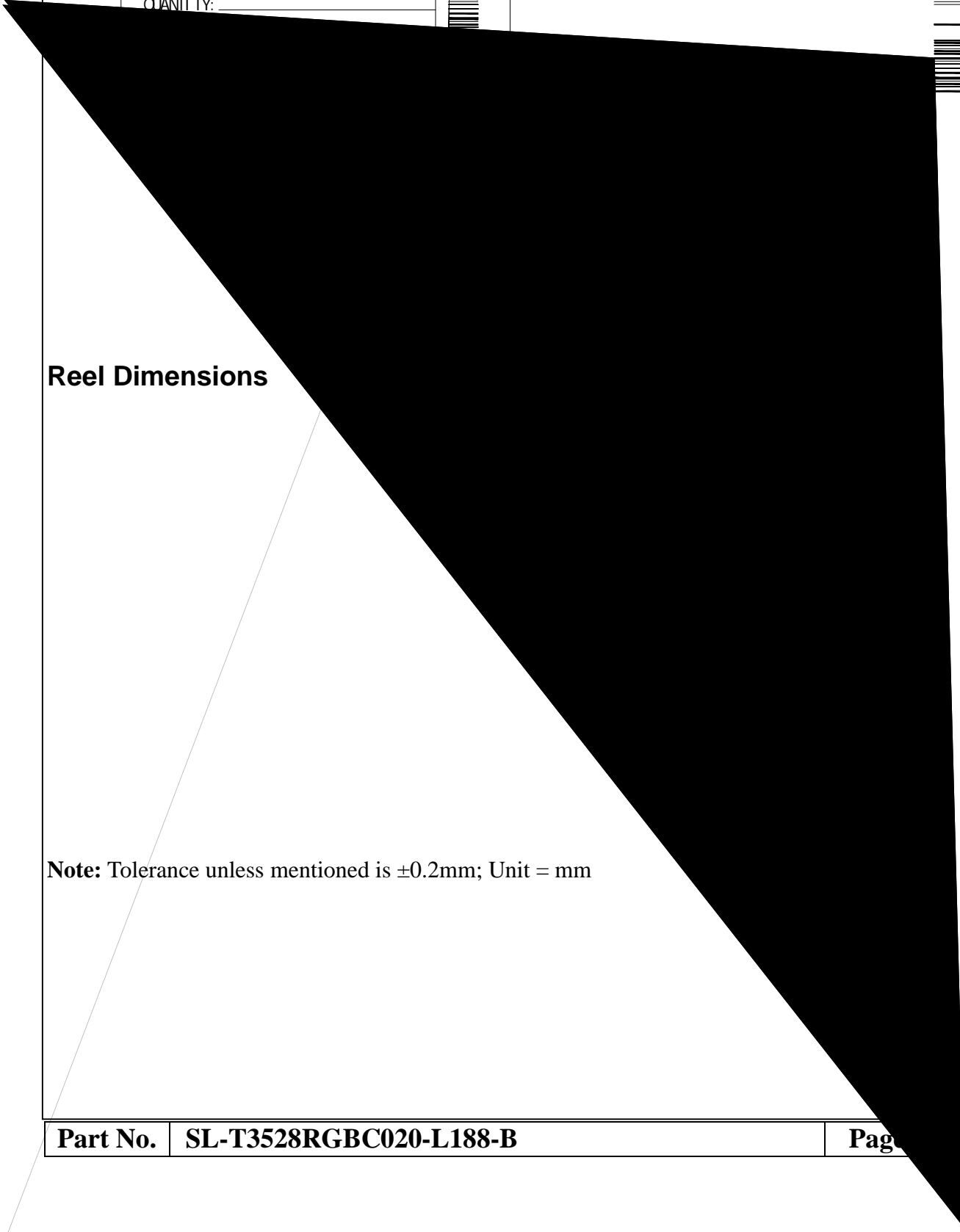


LIGHT Universal Label

Customer Defined Label

**LIGHT**  
Light Electronics CO., LTD.

MODEL NAME: \_\_\_\_\_  
QUANTITY: \_\_\_\_\_

LOT NO. \_\_\_\_\_



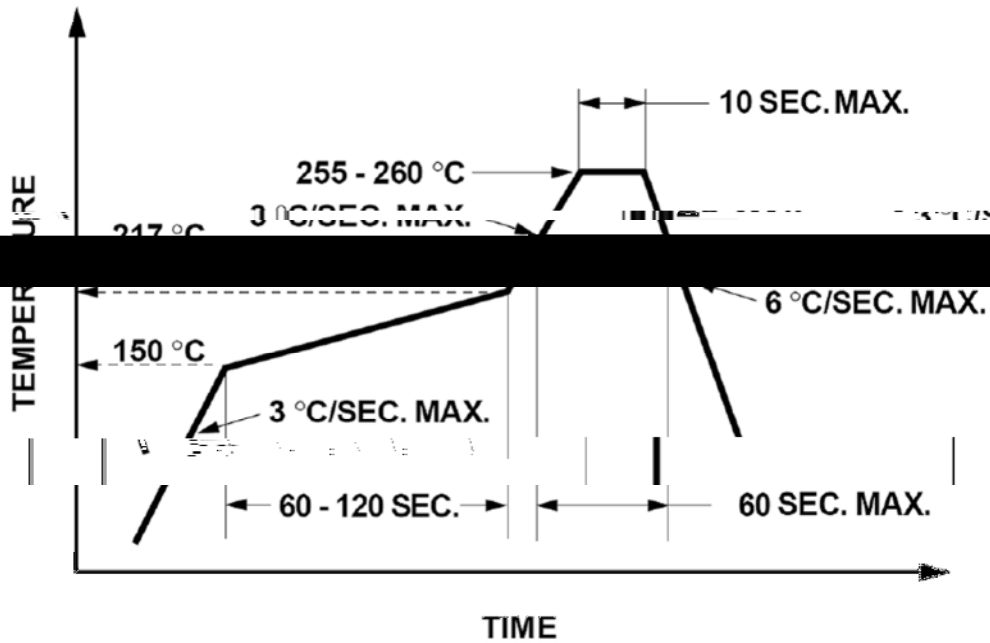
## Reel Dimensions

**Note:** Tolerance unless mentioned is  $\pm 0.2\text{mm}$ ; Unit = mm

## Carrier Tape Specifications(Loaded Quantity: 2000pcs/reel)

Moisture Resistant Packaging





1. Reflow soldering should not be done more than two times.
2. When soldering, do not put stress on the LEDs during heating.

### Soldering iron

1. When hand soldering, the temperature of the iron must less than 300°C for 3 seconds.
2. The hand solder should be done only once.

### Repairing

Repair should not be done after the LEDs have been soldered. When repairing is unavoidable, a double-head soldering iron should be used (as below figure). It should be confirmed beforehand whether the characteristics of LEDs will or will not be damaged by repairing.

